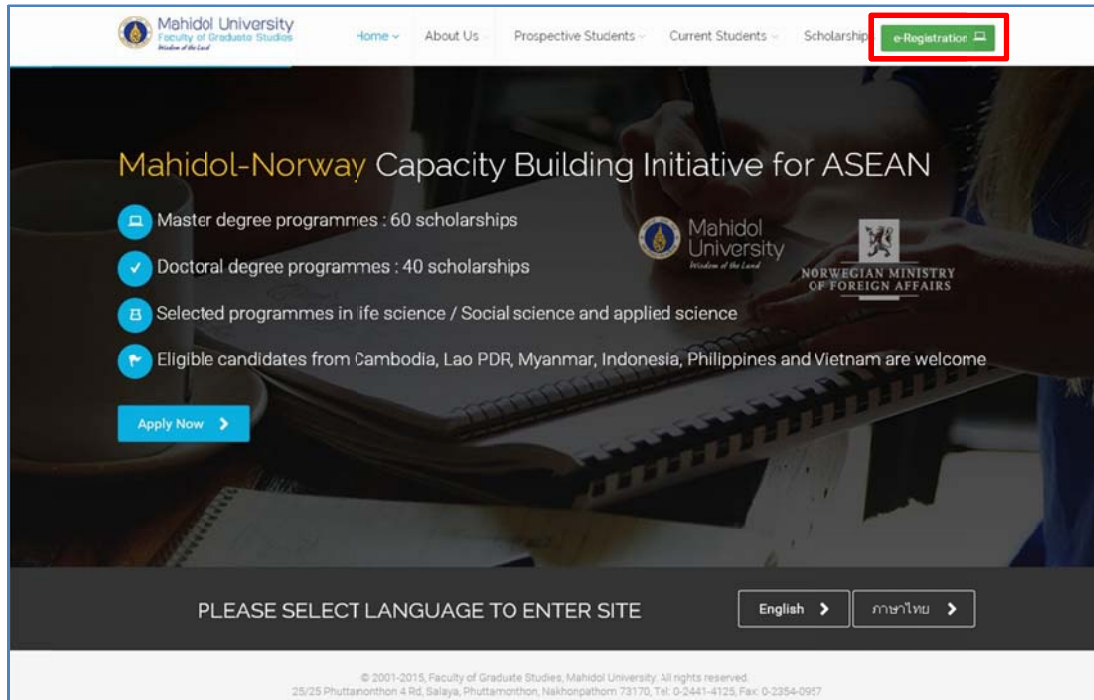


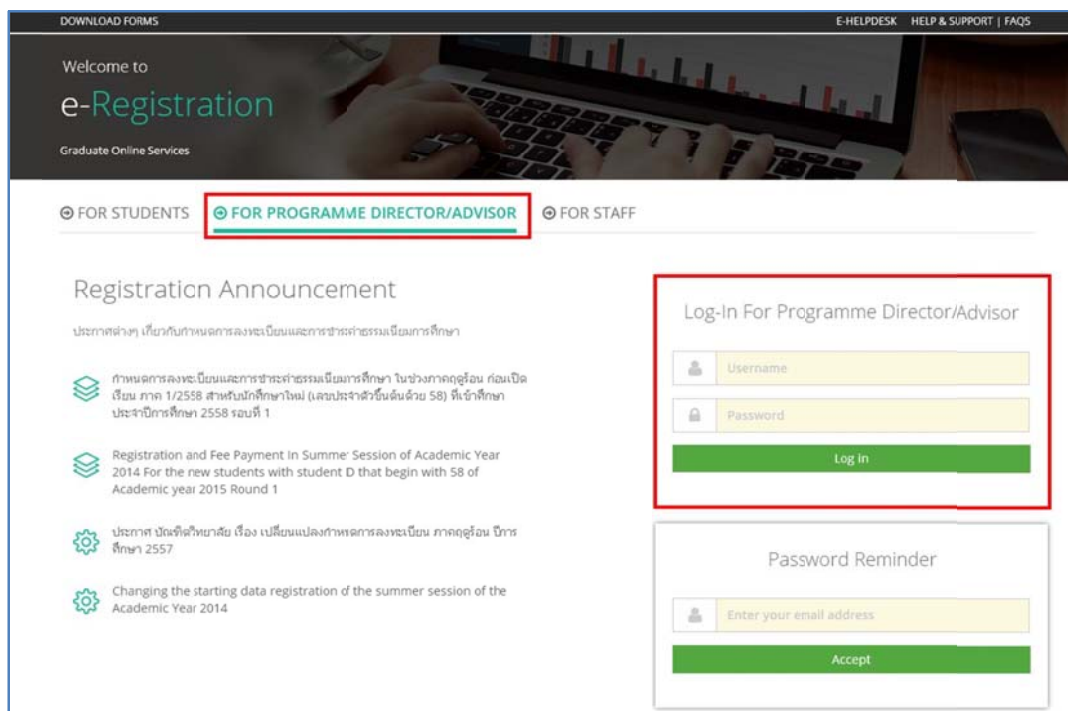
To change Username and email

1. Enter the FGS website (www.grad.mahidol.ac.th) and then click on the “e-Registration” icon as shown below :

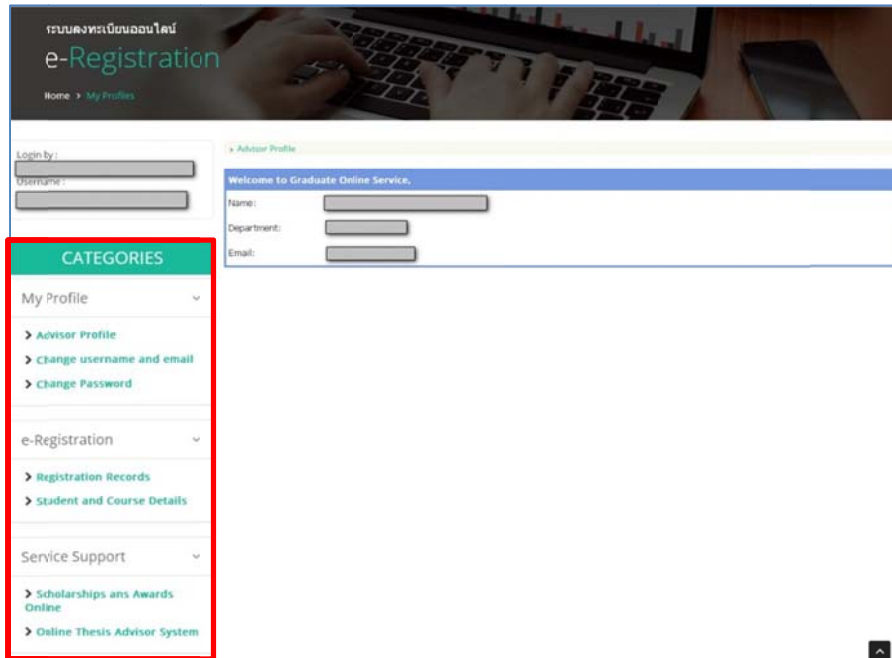


2. Click on the “FOR PROGRAMME DIRECTOR/ADVISOR” Tab

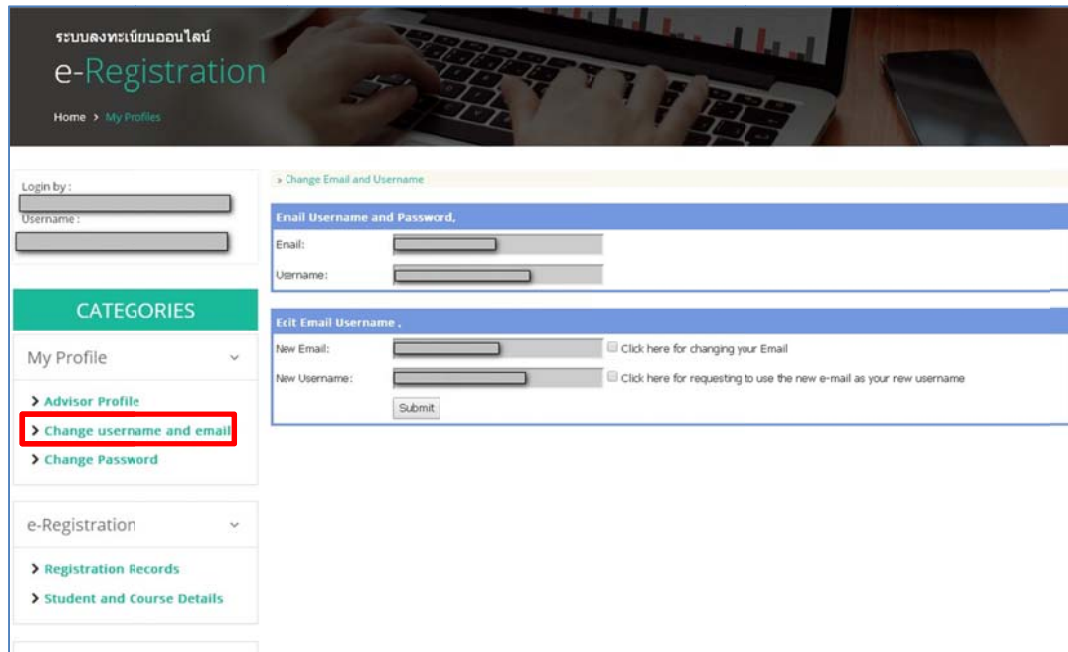
Log-in to e-Registration system using your username and password



3. Menu and user's details will be shown as follows:พ



4. Click on the “Change Username and Email” Menu



5. If you want to change your email for contacting purpose , you have to make on the “click here for changing” your email box and then type in your new email.

ระบบลงทะเบียนออนไลน์
e-Registration
Home > My Profiles

Login by:
Username:

> Change Email and Username

Email Username and Password,
Email:
Username:

CATEGORIES

My Profile
> Advisor Profile
> Change username and email
> Change Password

e-Registration
> Registration Records
> Student and Course Details

Edt Email Username ,
New Email: wauradats.sri@gmail.com Click here for changing your Email
New Username: Click here for requesting to use the new e-mail as your new username
Submit

6. If you want to use your new email as your username for logging in the IT system, you have to make on the “Click here for requesting the new e-mail as your username” box and then click on the “Submit” button.

ระบบลงทะเบียนออนไลน์
e-Registration
Home > My Profiles

Login by:
Username:

> Change Email and Username

Email Username and Password,
Email:
Username:

CATEGORIES

My Profile
> Advisor Profile
> Change username and email
> Change Password

e-Registration
> Registration Records
> Student and Course Details

Edt Email Username ,
New Email: wauradats.sri@gmail.com Click here for changing your Email
New Username: wauradats.sri@gmail.com Click here for requesting to use the new e-mail as your new username
Submit

7. You will receive the message as shown below. Then the system will send an e-mail to your address.

The screenshot shows the 'e-Registration' system interface. At the top, there is a header with the text 'ระบบลงทะเบียนออนไลน์' and 'e-Registration'. Below the header, there is a navigation menu with 'Home' and 'My Profiles'. The main content area is divided into several sections:

- Login by:** A section with input fields for 'Username' and 'Password'.
- CATEGORIES:** A sidebar menu with options: 'My Profile', 'Advisor Profile', 'Change username and email', and 'Change Password'.
- Change Email and Username:** A section with a title 'Change Email and Username' and a sub-section 'Email Username and Password' with input fields for 'Email' and 'Username'.
- Waiting for activate Email and Username:** A section with a title 'Waiting for activate Email and Username' and a sub-section 'New Email' and 'New Username' with the value 'wauradate.sri@gmail.com' for both. A red box highlights this section with the text 'Please check your e-mail to activate your new email and username'.

8. Check your email and click on the following link to confirm and authenticate your account.

The screenshot shows an email titled 'Activate mail' from the Faculty of Graduate Studies, Mahidol University. The email content is as follows:

Faculty of Graduate Studies, Mahidol University Add to contacts 7:14 AM
To: lod_of_death@hotmail.com

Email Username for log-in to e-regis:ration, Online Thesis Advisor System, TQF, and others have been changed as follows:
New Email : wauradate.sri@gmail.com
New Username : wauradate.sri@gmail.com

You must activate your account by clicking the following link: http://www.grad.mahidol.ac.th/GoPZ_Temp/page/Teacher_activate.php?id=472023&pid=44638086007047001270

You username and password must be kept confidentially.

If you cannot log-on, please call 02-441-4125 Ext 114-116, 316-317 during office hours.

Best Regards,
Database and System Development Section
Faculty of Graduate Studies
Mahidol University

**This email is auto-regenerated.
Please do not reply.**